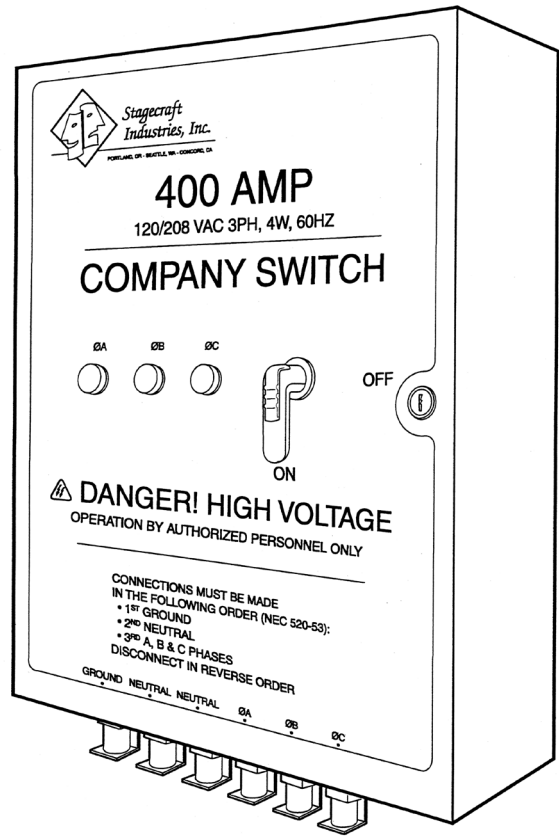


# 400A COMPANY SWITCH - ENTERTAINMENT INDUSTRY POWER PANEL

Series 600 - 120/208VAC, Four Wire + Ground

## FEATURES

- ◆ A 3PH disconnect designed specifically for entertainment industry applications
- ◆ NEMA 4 enclosure standard for either indoor or outdoor use
- ◆ 100% equipment rated, continuous duty, electronic trip circuit breaker; breaker features microprocessor for adjustable trip release
- ◆ Spring loaded safety guards protect each connection point
- ◆ Equipped for OSHA Lockout/Tagout
- ◆ Industry standard cam type or Posi-lok® receptacles
- ◆ Copper buss bars throughout unit
- ◆ Available with either conventional or isolated ground
- ◆ “First make, last break” warning prominently displayed
- ◆ Safety interlock prevents internal access while receptacles are energized.
- ◆ Double neutral receptacles for non-linear loads in entertainment lighting.



## APPLICATIONS

- ◆ Auditoriums, Performing Arts Centers, Studios
- ◆ Theaters, Conference Centers, Ballrooms
- ◆ Exhibition Halls, Arenas, Casinos, Churches

## CODES

- ◆ UL and cUL Listed and Labeled
- ◆ Meets NEC requirements outlined in:
  - Article 384—Switchboards and Panelboards
  - Article 520—Theaters, Audience Areas of Motion Picture and Television Studios, and similar locations
  - Article 530—Motion Picture and Television Studios and similar locations

## APPROVAL

Job name \_\_\_\_\_

Job number \_\_\_\_\_

Location \_\_\_\_\_

Date \_\_\_\_\_

Approved by \_\_\_\_\_

## OPTIONS

- ◆ Cabinet lock to secure access
- ◆ Pigtail tie-in sets
- ◆ Amp meter

MODEL #	DESCRIPTION
600-400-C	400A, (6) Cam output receptacles
600-400-C/BW	400A, (6) Cam receptacles, (6) lugs for bare wire connection
600-400-P	400A, (1) Cooper Crouse-Hinds® Posi-lok Panel with (6) receptacles

- ◆ The enclosures for all standard products are 24" W x 36" H x 9" D
- ◆ Approximate shipping weight 175 lbs



[www.stagecraftindustries.com](http://www.stagecraftindustries.com)

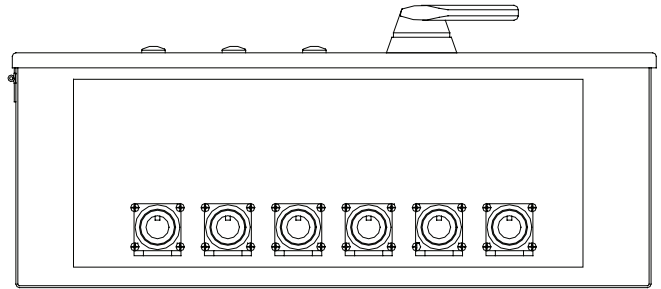
PORTLAND, OR: 503-286-1600  
SEATTLE, WA: 206-763-8800

# 400A COMPANY SWITCH - ENTERTAINMENT INDUSTRY POWER PANEL

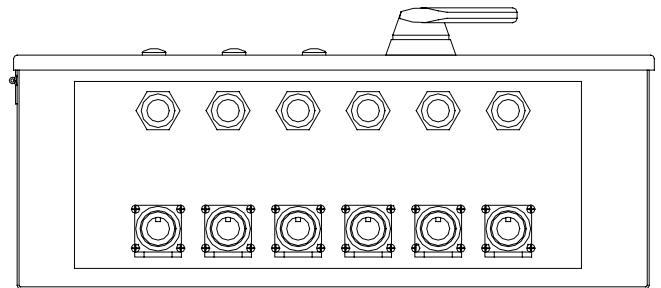
## Series 600 - 120/208VAC, Four Wire + Ground

### SPECIFICATIONS

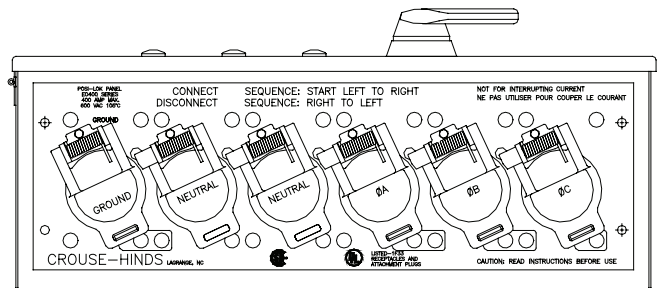
- The Company Switch shall be a specialized power distribution panel for the connection of portable electrical equipment in theaters, auditoriums and other entertainment venues.
- The Company Switch must satisfy the requirements of NFPA 70 (National Electric Code) Article 384—Switchboards and Panelboards, and Article 520—Theaters and Studios. Output panel connectors must specifically comply with Article 520-53(k) for Single-Pole Separable Connectors and Article 300-20(b), Induced Currents in Metal Enclosures. The entire assembly must be UL listed and labeled.
- The Company Switch shall be a 24" W x 36" H x 9" D, NEMA 4, wall mounted enclosure constructed of 14 gauge steel finished with a black epoxy coating.
- The main breaker shall be a UL listed, 100% equipment rated, continuous-duty circuit breaker utilizing a microprocessor-based over-current protective trip system. It shall have a CSA/UL short-circuit interrupting rating of 65kA at 240VAC. Breakers with AIC ratings of up to 200kA shall be available as an option.
- All connections from the main breaker and the input lugs to the outlet receptacles shall be made with copper buss bar. The grounding connection shall be made to the main cabinet frame. Cabinets can be factory wired to provide an isolated ground. Service input to the cabinet shall be 120/208 VAC, three phase, 4 wire + ground. Wire size for contractor connections shall be single runs of 250 MCM to 500 MCM for each line connection and single runs of #6 to 500 MCM for each neutral and ground connection. Double lugs for parallel feeds of #3/0 to 250 MCM wire for each line connection shall be available if requested at time of order.
- Phase indicator lamps shall be mounted in a clearly visible location on the front panel of the enclosure. A safety interlock mechanism shall prevent the door to the enclosure from being opened if the breaker is on. An additional locking mechanism shall allow a padlock or lockout tag to secure the breaker in the OFF position. An optional keyed lock shall be available in place of the latch securing the enclosure door.
- The NEC mandated warning advising the proper sequence for connecting and disconnecting single pole separable connectors shall be permanently printed on the front of the enclosure.
- The Company Switch shall be Hi-Pot tested at 1250VAC for no less than 10 seconds.
- Provide non-ferrous output panel at the bottom of the enclosure with one of the following options:
  - C (6) Panel Mount Receptacles (Cam-lok E1016 or equal) with snap-back covers.
  - C/BW (6) Panel Mount Receptacles (Cam-lok E1016 or equal) with snap-back covers and (6) internal lugs for bare-wire cable connections with individual strain relief fittings for each load cable.
  - P (1) Posi-lok Output Panel (Posi-lok E0400) sequential interlock receptacle panel with (6) color-coded receptacles
- Provide a quantity of \_\_\_ Model #600-400-x Company Switches as manufactured by Stagecraft Industries, Inc. or approved equal.



C (6) Panel Mount Receptacles (Cam-lok E1016 or equal) with snap-back covers.



C/BW (6) Panel Mount Receptacles (Cam-lok E1016 or equal) with snap-back covers and (6) internal lugs for bare-wire cable connections with individual strain relief fittings for each load cable.



P (1) Posi-lok Output Panel (Posi-lok E0400) sequential interlock receptacle panel with (6) color-coded receptacles

MODEL #	DESCRIPTION
600-400-C	400A, (6) Cam output receptacles
600-400-C/BW	400A, (6) Cam receptacles, (6) lugs for bare wire connection
600-400-P	400A, (1) Cooper Crouse-Hinds Posi-lok Panel with (6) receptacles

Posi-lok and Cam-lok are registered trademarks of Cooper Crouse-Hinds.